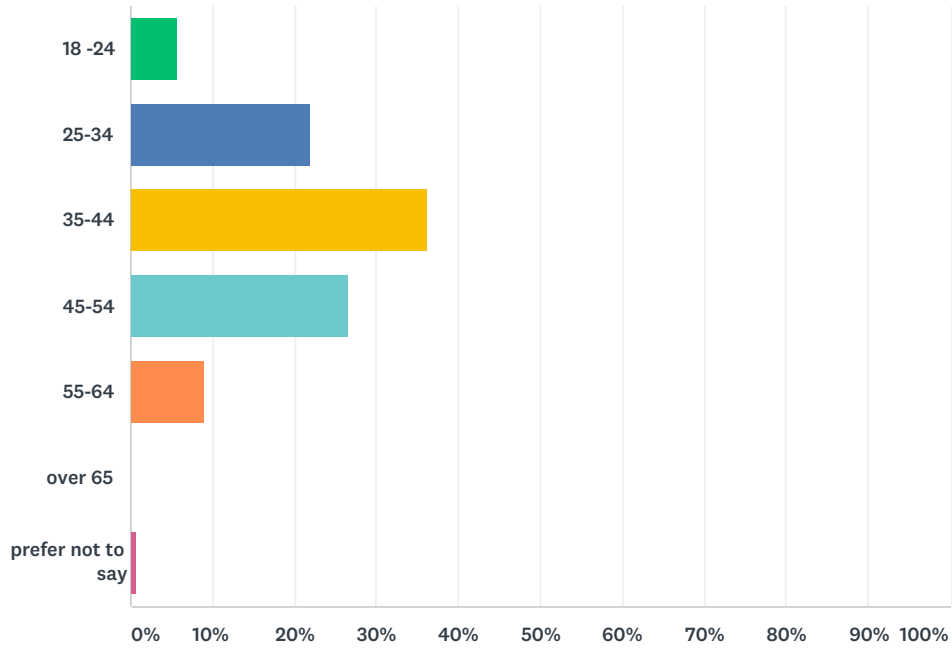


Q1 What age are you?

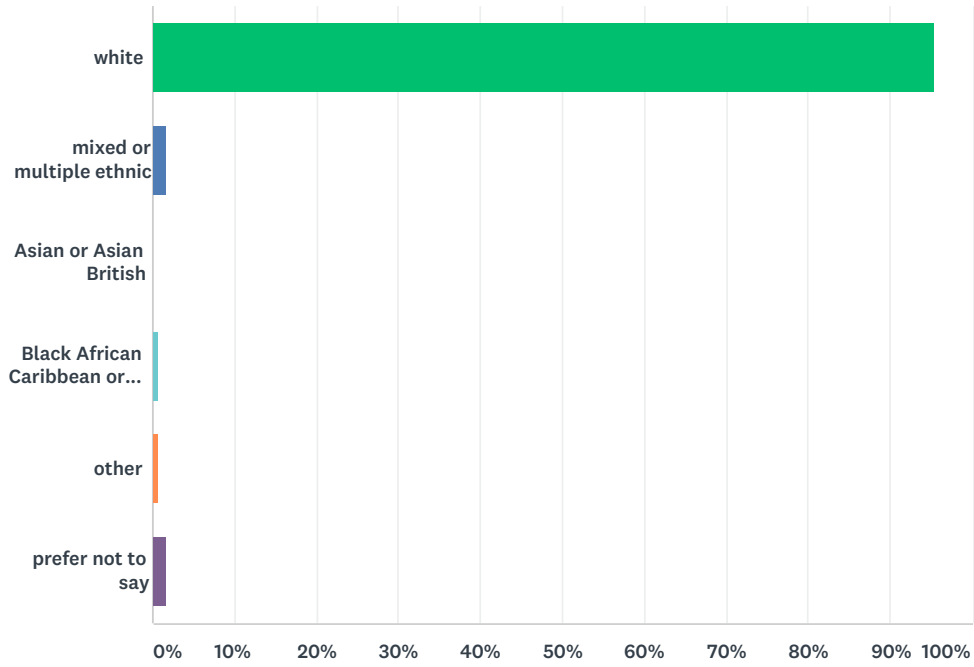
Answered: 177 Skipped: 1



ANSWER CHOICES	RESPONSES	
18 -24	5.65%	10
25-34	22.03%	39
35-44	36.16%	64
45-54	26.55%	47
55-64	9.04%	16
over 65	0.00%	0
prefer not to say	0.56%	1
TOTAL		177

Q2 What is your ethnicity?

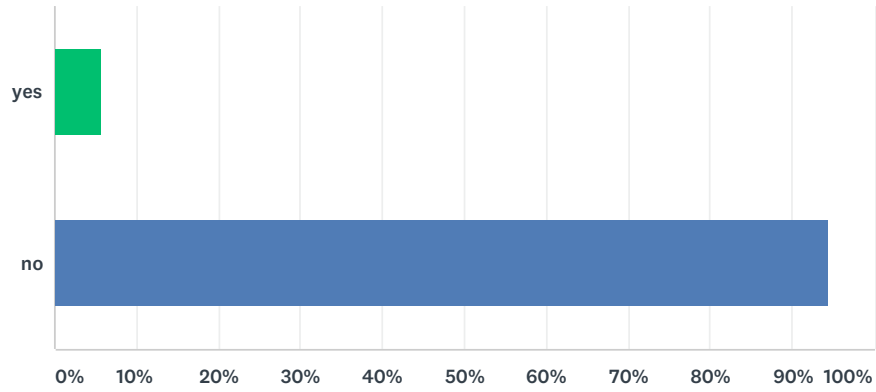
Answered: 177 Skipped: 1



ANSWER CHOICES	RESPONSES
white	95.48% 169
mixed or multiple ethnic	1.69% 3
Asian or Asian British	0.00% 0
Black African Caribbean or Black British	0.56% 1
other	0.56% 1
prefer not to say	1.69% 3
TOTAL	177

Q3 Do you have a disability?

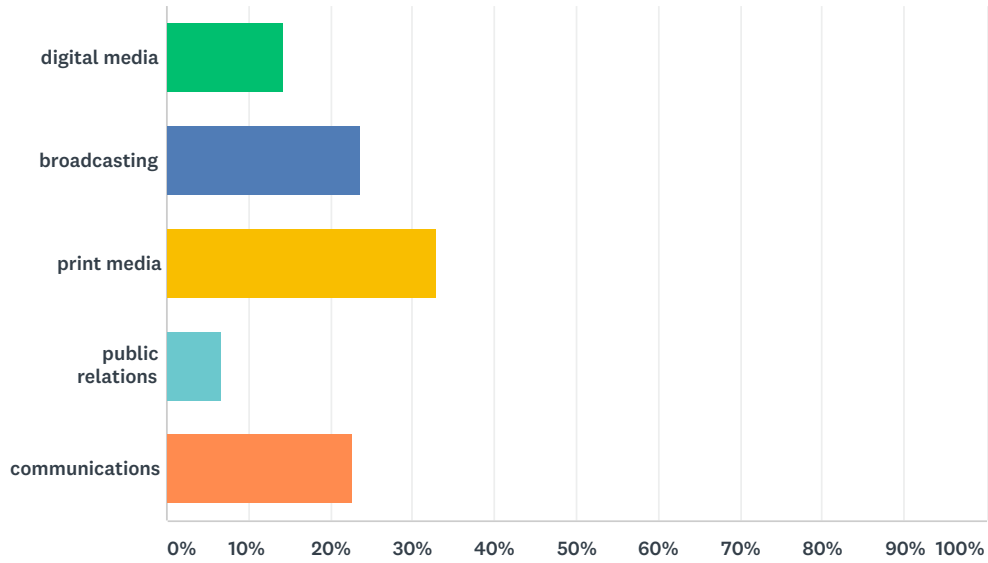
Answered: 177 Skipped: 1



ANSWER CHOICES	RESPONSES	
yes	5.65%	10
no	94.35%	167
TOTAL		177

Q4 Do you work mainly in

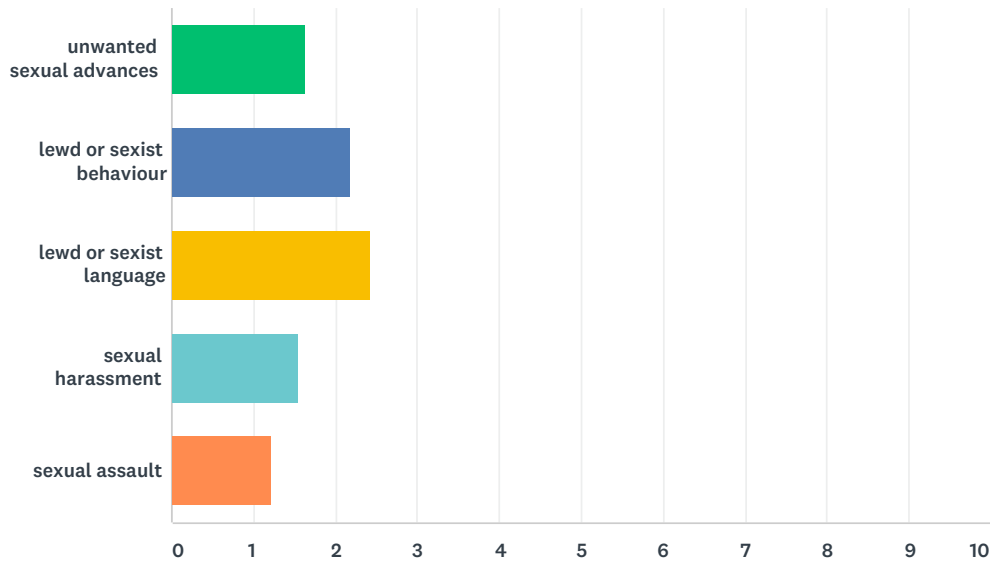
Answered: 177 Skipped: 1



ANSWER CHOICES	RESPONSES	
digital media	14.12%	25
broadcasting	23.73%	42
print media	32.77%	58
public relations	6.78%	12
communications	22.60%	40
TOTAL		177

Q5 Have you experienced in the workplace:

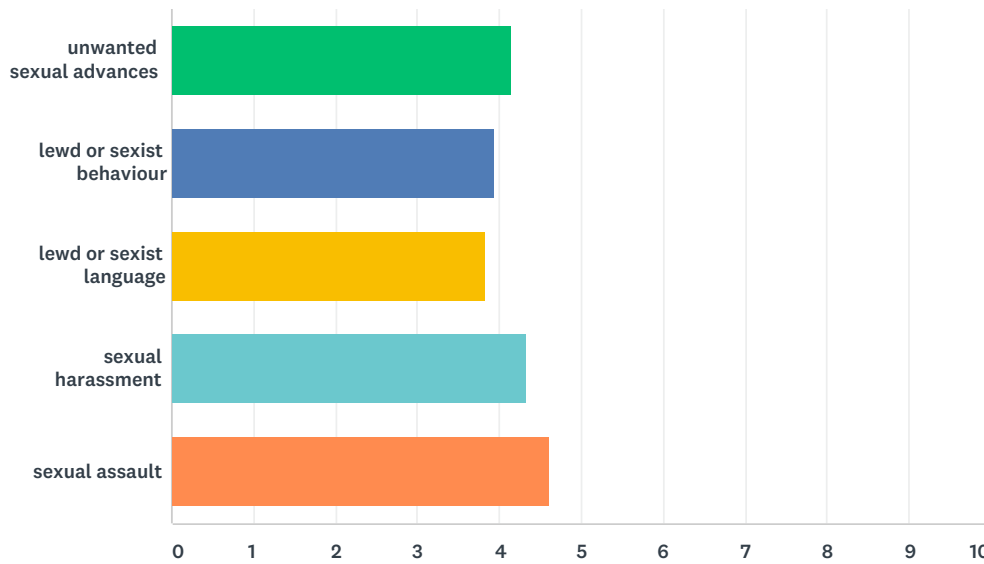
Answered: 177 Skipped: 1



	NO	UP TO 3 TIMES	MORE THAN 3 TIMES	DON'T KNOW	TOTAL	WEIGHTED AVERAGE
unwanted sexual advances	55.75% 97	27.01% 47	16.09% 28	1.15% 2	174	1.63
lewd or sexist behaviour	33.33% 58	17.82% 31	47.70% 83	1.15% 2	174	2.17
lewd or sexist language	21.14% 37	17.71% 31	59.43% 104	1.71% 3	175	2.42
sexual harassment	67.05% 118	14.77% 26	15.34% 27	2.84% 5	176	1.54
sexual assault	86.13% 149	9.25% 16	2.31% 4	2.31% 4	173	1.21

Q6 Have you ever made a complaint about any of the following in the workplace?

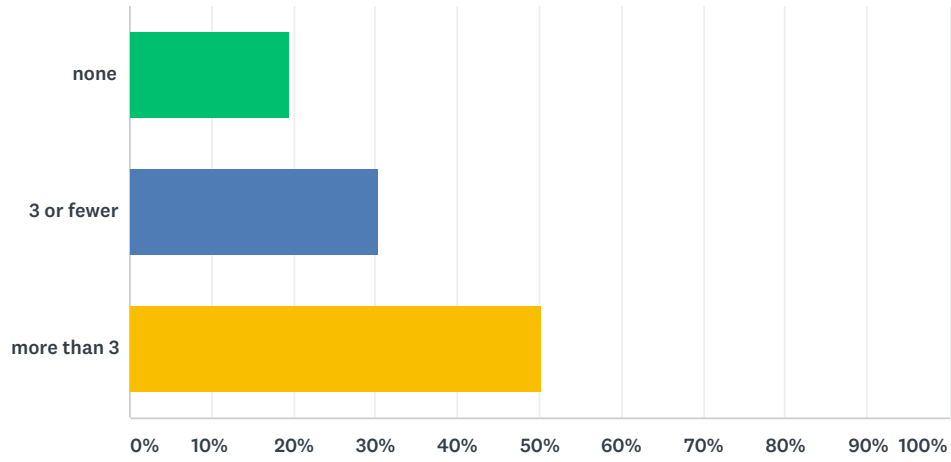
Answered: 167 Skipped: 11



	YES, AND IT WAS DEALT WITH TO MY SATISFACTION	YES, AND IT WAS NOT DEALT WITH TO MY SATISFACTION	NO, BECAUSE I WAS WORRIED IT WOULD NOT BE TAKEN SERIOUSLY OR BELIEVED	NO, BECAUSE I WAS CONCERNED IT WOULD NEGATIVELY AFFECT MY CAREER	NO, BECAUSE I FELT THAT HR MECHANISM TO BE INADEQUATE	NO, FOR OTHER REASONS	TOTAL	WEIGHTED AVERAGE
unwanted sexual advances	2.76% 4	2.07% 3	10.34% 15	16.55% 24	3.45% 5	64.83% 94	145	4.0
lewd or sexist behaviour	1.31% 2	5.23% 8	13.07% 20	20.26% 31	5.88% 9	54.25% 83	153	3.0
lewd or sexist language	2.55% 4	8.28% 13	13.38% 21	18.47% 29	6.37% 10	50.96% 80	157	3.0
sexual harassment	0.75% 1	2.24% 3	7.46% 10	14.93% 20	4.48% 6	70.15% 94	134	4.0
sexual assault	2.46% 3	0.82% 1	4.92% 6	4.92% 6	2.46% 3	84.43% 103	122	4.0

Q7 Are there women in more senior roles to yours in your organisation?

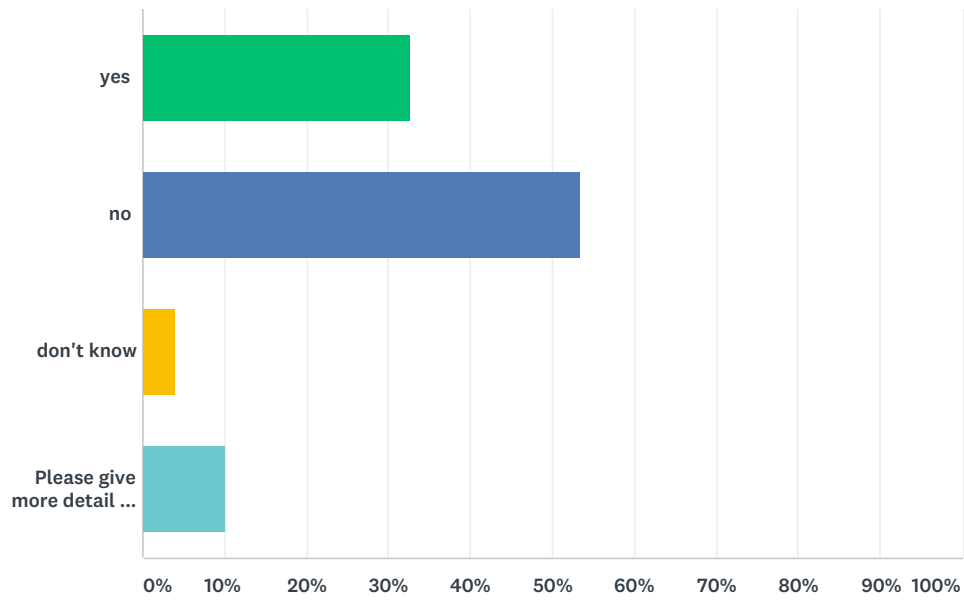
Answered: 175 Skipped: 3



ANSWER CHOICES	RESPONSES	
none	19.43%	34
3 or fewer	30.29%	53
more than 3	50.29%	88
TOTAL		175

Q8 Have you experienced abusive or threatening online comments directed against you?

Answered: 178 Skipped: 0



ANSWER CHOICES	RESPONSES	
yes	32.58%	58
no	53.37%	95
don't know	3.93%	7
Please give more detail if you would like to	10.11%	18
TOTAL		178